



CURRICULUM VITAE

Massimo Collice was born on 1945 in Cosenza (Italy), and received his M.D. from Rome University School of Medicine in 1969.

He directed the Department of Neurosurgery of the Niguarda Cà Granda Hospital in Milan from 1987.

Massimo Collice served as Professor of Neurosurgery at Neurosurgical Training School of University of Milan since 1994 and during his life performed over 4000 major surgical procedures mostly for cerebrovascular disease.

He was member of the Advisory Board of several international journals and President of Italian Neurosurgical Society from 2006 to 2008.

Prof. Collice was project toward the future, in fact he expanded the Niguarda Hospital equipment with the acquisition of the Gamma Knife Perfexion by Elekta in 2007.

Massimo Collice was a great man and an excellent surgeon.
His love for technical aspects of Neurosurgery was coupled with a great passion for the history of medicine.

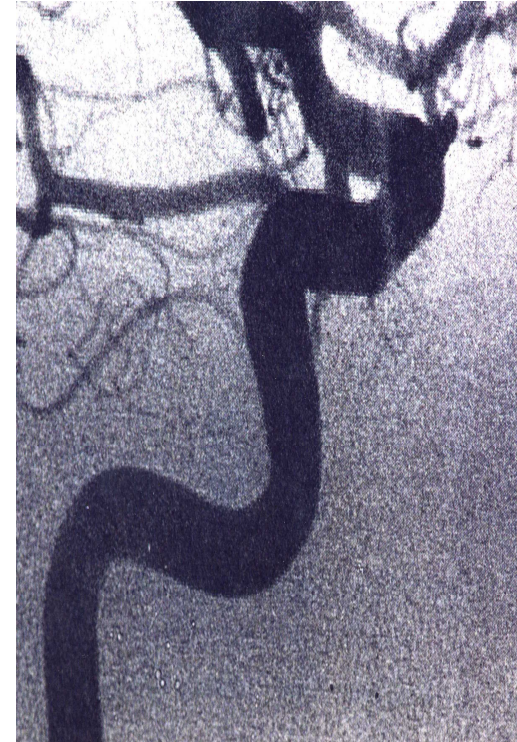



Azienda Ospedaliera
Ospedale Niguarda Ca' Granda





Massimo Collice and Renato Da Pian, pioneers of vascular neurosurgery in Italy, during a vascular procedure (Niguarda Cà Granda Hospital, Milan – Italy)

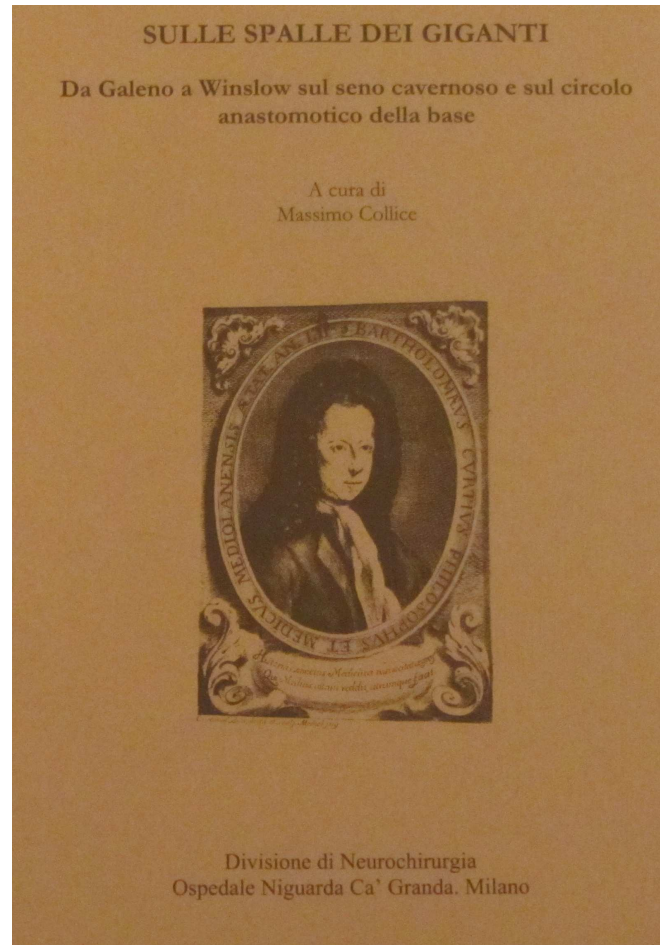


Experto crede: aliquid amplius in silvis invenies quam in libris.

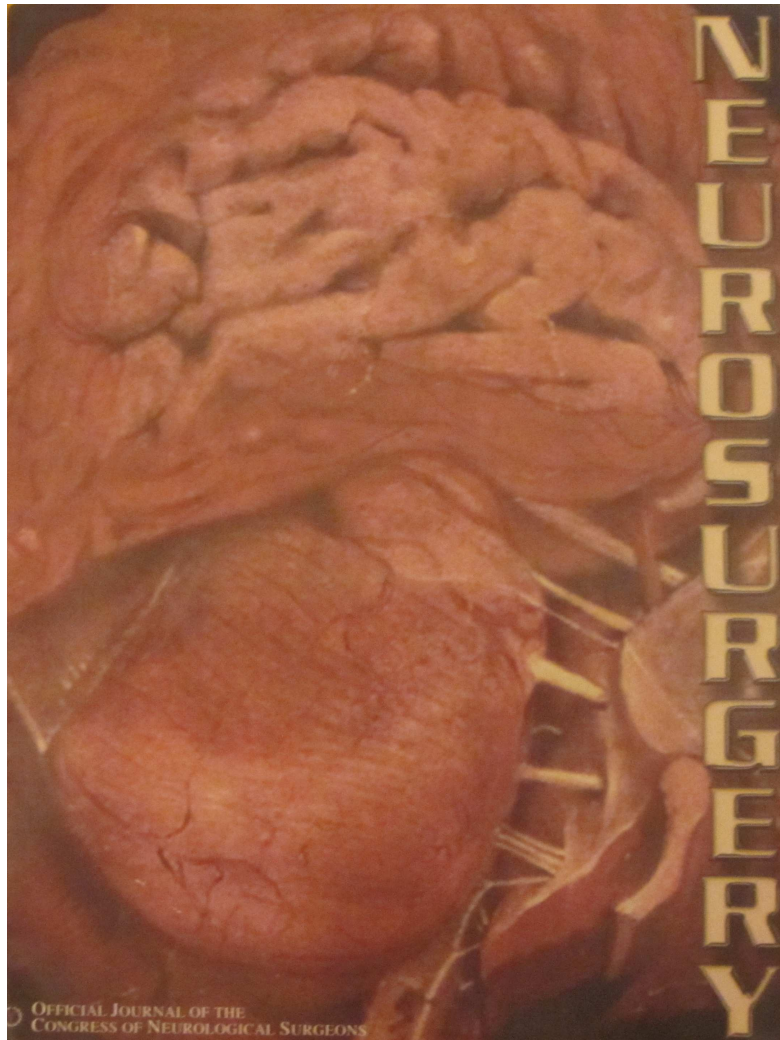
Ligna...docebunt te.

S. Bernardo di Chiaravalle, Epist., CVI

The great passion of Massimo made him see the vascular anatomy everywhere.
Heather root discovered by Massimo as it seems like a human carotid artery in its entry into the skull base (from Pantelleria island – Italy)



The great passion of Massimo Collice for the history of medicine gave birth to his book **“on the shoulders of giants”**



SPECIAL ARTICLE

WHO DISCOVERED THE SYLVIAN FISSURE?

Massimo Collice, M.D.
Department of Neurosurgery,
Niguarda Ca' Granda Hospital,
Milan, Italy

Rosa Collice, M.D.
Department of Neurosurgery,
Niguarda Ca' Granda Hospital,
Milan, Italy

Alessandro Riva, M.D.
Department of Cytomorphology,
University of Cagliari,
Cagliari, Italy

Reprint requests:
Massimo Collice, M.D.,
Department of Neurosurgery,
Ospedale Niguarda Ca' Granda,
Piazza Ospedale Maggiore 3,
Milan, Italy.
Email: massimo.collice@ospedaleniguarda.it

Received, February 7, 2008.
Accepted, June 25, 2008.

CEREBRAL CONVOLUTIONS WERE unknown until the 17th century. A constant sulcus was not recognized until the mid-1600s; it was named "the fissure of Sylvius," after the person who had always been considered as the one who discovered it. It is commonly asserted that the first description of the lateral scissure was made by Caspar Bartholin, who attributed its discovery to Sylvius. However, this was not actually the case, as Caspar Bartholin died in 1629, whereas Sylvius started studying medicine in 1632. The description could have been made either by Caspar Bartholin's son Thomas or by Sylvius himself. Irrespective of the description's author, the key to the history of the lateral fissure is that it was first identified by Fabrici d'Acquapendente in 1600, 40 years before Sylvius' description. In one of the 300 colored plates (*Tabulae Pictae*) by Fabrici, the lateral fissure is perfectly depicted, as are the temporal convolutions. Therefore, even if it was an accidental discovery, Fabrici should be the one noted as having discovered the fissure. This article ends with a short history of the plates. They were painted in oil on paper and were thought to further a great work, the *Theatrum Totius Animalis Fabricae*, which was begun in 1591 and never completed or published. Only the colored illustrations of this project remain. These plates were forgotten for more than 200 years, until they were rediscovered by Giuseppe Sterzi in 1909. They are among the best examples of anatomic iconography in terms of innovation, accuracy, and artistic accomplishment.

KEY WORDS: Fabrici d'Acquapendente, Sylvian fissure, Sylvius, *Tabulae Pictae*

Neurosurgery 63:623-628, 2008 DOI: 10.1227/01.NEU.0000327693.86093.3F www.neurosurgery-online.com

“Who discovered the sylvian fissure?” the last manuscript of Massimo Collice published on *Neurosurgery* journal in 2008



Opening Ceremony for the presentazion of the Gamma Knife Perfexion by Elekta (14 December 2007)